

# **FRENCHTOWN SCHOOL DISTRICT**



**BUDGET 2018-2019**

# SCHOOL HIGHLIGHTS



- Small class sizes
- Specialized Reading Instruction
- World Language studies
- Full day Kindergarten and Preschool
- Small school/community environment
- Expanded Enrichment experiences
- Musical and theater performance opportunities
- Sports teams and After School Clubs
- Increased awareness of School Safety
- 1:1 iPad Initiative in the Middle School
- Personalized Student Learning Programs



**Voted Best  
Elementary School  
in Hunterdon County  
by Community  
Members and Parents**





# FISCAL EFFICIENCY

- Shared Administrative Services which improve efficiencies and curriculum alignment
- School Choice provides additional state revenues
- Participation in multiple purchasing cooperatives to reduce costs for instructional materials
- Shared instructional staff with neighboring districts where appropriate
- Participating member in the Delaware Valley Transportation Consortium and the Delaware Valley Technology Consortium
- Member of ACES for reduced energy costs





# BUDGET GOALS

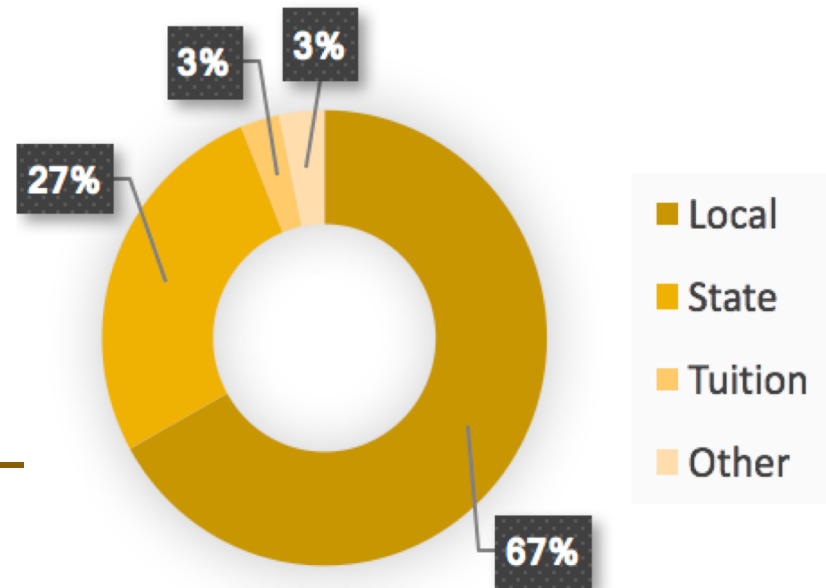
- Provide accurate information to the community regarding the budget process
- Maintain existing programs and look for opportunities or expansion of new programs
- Continue to provide a rigorous academic program for our students
- Keep our local property taxes under control



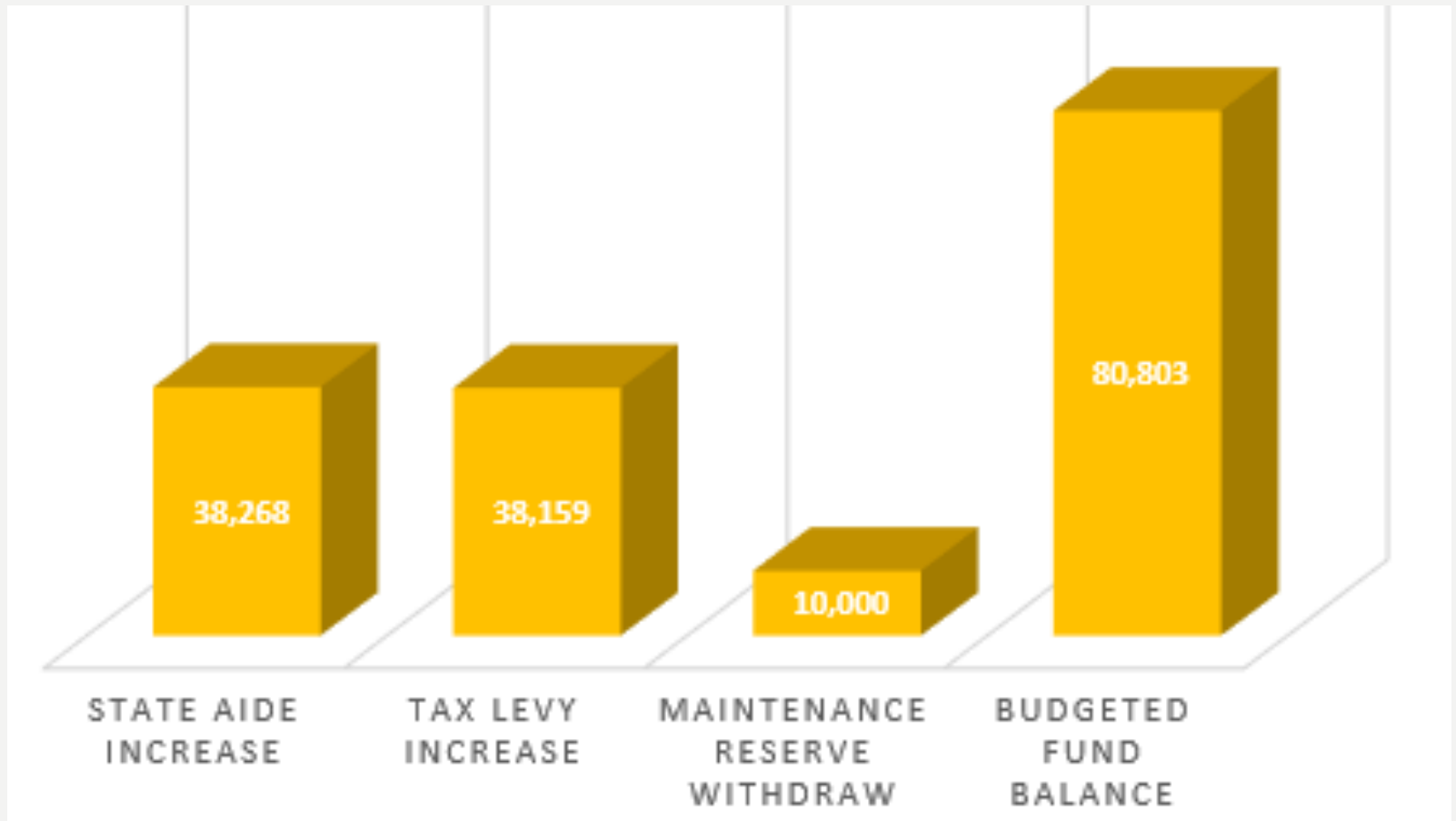
# REVENUE BREAKDOWN



Local	\$	1,946,107
State	\$	784,533
Tuition	\$	81,950
Other	\$	95,703
		<hr/>
	\$	2,908,293



# REVENUE SPOTLIGHT



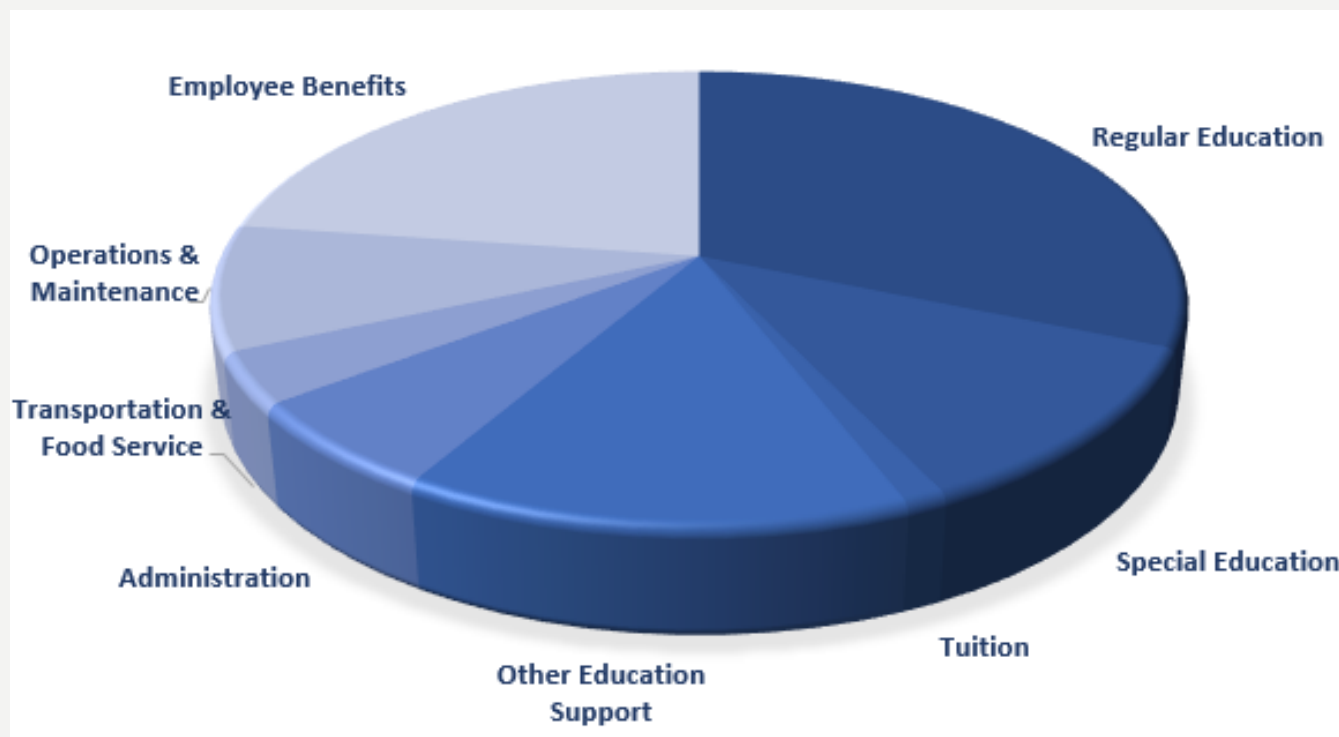


# GENERAL FUND EXPENDITURES

Program	2017-18	2018-19	\$ Change	% Change
Reg. Education	\$866,000	\$908,205	\$42,205	4.87%
Spec. Education	\$349,981	\$334,910	-\$15,071	-4.31%
Tuition	\$16,050	\$34,000	\$17,950	111.84%
Other Ed Support	\$427,215	\$413,640	-\$13,575	-3.18%
Administration	\$190,275	\$182,657	-\$7,618	-4.00%
Transportation/Food Serv	\$121,848	\$117,934	-\$3,914	-3.2%
Operations and Maint.	\$300,516	\$258,395	-\$42,121	-14.01%
Employee Benefits	\$558,187	\$658,552	\$100,365	17.98%
Total	\$2,830,072	\$2,908,293	\$78,221	2.7%



# GENERAL FUND EXPENDITURES 2018-2019



**\$2,908,293**

# TAX IMPACT



	2014	2015	2016	2017	2018
Average Home Value	\$266,285	\$266,285	\$266,285	\$266,593	\$266,593
Tax Rate (Per 100s)	1.263	1.304	1.306	1.33	1.346
Tax Due for average home	\$3,363	\$3,363	\$3,483	\$3,545	\$3,588

**2018-19 School Tax Levy increase for average homeowner would translate to \$43.**